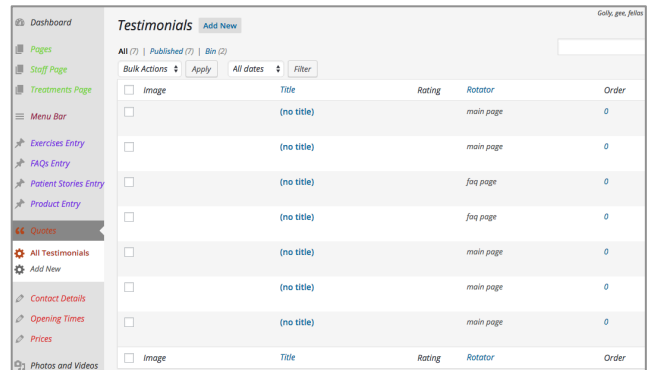


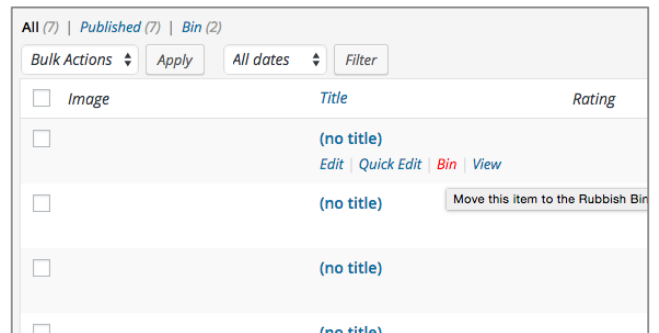


## How to... Add a Quote

To add or delete a quote, click on "Quotes" in the left hand column on the Dashboard.



To delete a quote, hover over the quote, then click on "Bin".

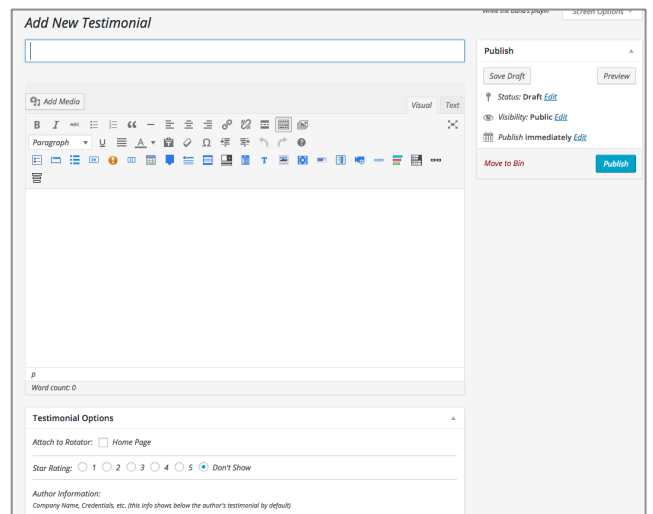


To add a new quote, click "Add New".

Where it says "Enter Highlight Here", type a title - this is just for your reference.

Add your quote to the main box

Under "Testimonial Options" (you may have to scroll further down the page), tick one of the options. (Some websites have different collections of quotes on different pages.)



Click "Publish".